



BUTTERFLY LIFE CYCLE



Make a sequence of pictures for the butterfly life cycle

GRADES 1 - 2

MATERIALS

- scissors
- glue
- paper

KEY WORDS

- metamorphosis
- larvae
- pupae
- chrysalis

STANDARDS

- SCI.1.3.1
- SCI.1.3.3
- SCI.2.3.1

OBJECTIVES

- Students will be able to identify stages in a butterfly life cycle and put them in sequential order.

BACKGROUND INFORMATION

- Butterflies go through metamorphosis, or the process of transformation, from a larval stage to an adult stage.
- Larvae transform into butterflies within a chrysalis.

PROCEDURE

- Have students cut the pictures on the lines and glue onto a paper in order of their occurrence.

RECOMMENDED ASSESSMENT

- Ensure the pictures are in sequential order.

EXTENSIONS

- Have students color the pictures. Do they think the color of the caterpillar affects the color of the butterfly?



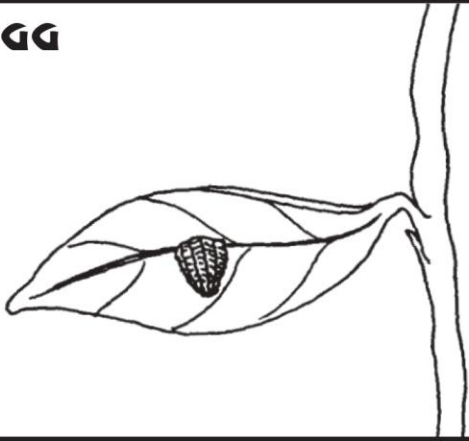


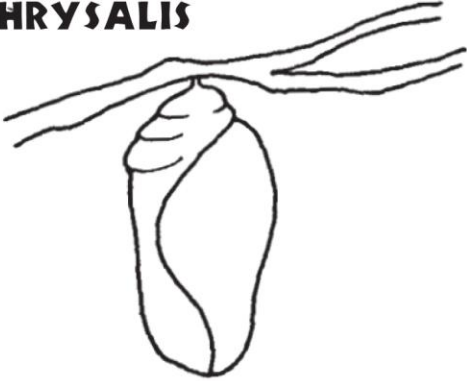




BUTTERFLY LIFE CYCLE



Make a sequence of pictures for the butterfly life cycle.

Name _____

1. EGG 	2. CATERPILLAR 
3. BEGINNING TO PUPATE 	4. CHRYSALIS 
5. EMERGING FROM CHRYSALIS 	6. ADULT 

Cut apart the pictures on the lines. Glue the picture to a piece of paper in the correct sequence.