



CHANGING AND GROWING

Order the stages of animals from birth to adulthood



GRADE K

MATERIALS

- paper
- crayons
- scissors
- glue

KEY WORDS

- adult
- young

STANDARD

- SCI.K.3

OBJECTIVES

- Students will learn that animal babies come in many different sizes. Some look like their parents when born and some have completely different physical characteristics.
- Students will learn that some animal babies go through different stages during growth and development.

BACKGROUND INFORMATION

- An animal's growth rate is affected by its habitat and its living situation.
- Newborn animals vary in their capabilities and size depending on the species.
- The looks of a baby animal compared to its parents also vary a great deal between species.
 - Some species have young that look similar to the adults while other species have young that look completely different from the adults.

PROCEDURE

- Have students color in the pictures on the worksheets.
- Have the students cut out the pictures and put them in sequential order based on what stage occurred first, second, third, and last.
- Have the students glue the pictures on a sheet of paper.

RECOMMENDED ASSESSMENT

- Make sure the students have placed the pictures in the correct order.

ANSWER KEY

- Answers for chicken worksheet: Egg, chick, poult, chicken
- Answers for frog worksheet: Egg, tadpole, froglet, frog




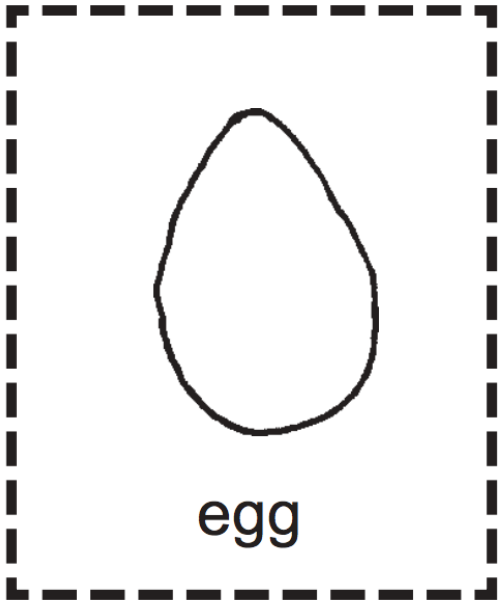

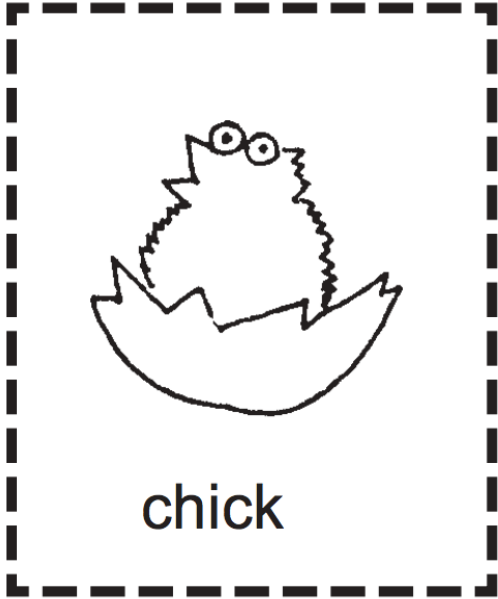


CHANGING AND GROWING

Cut out and color the pictures. Glue them in order on a piece of paper.



Name _____





CHANGING AND GROWING

Cut and color the pictures then glue them in order on a piece of paper.



Name _____

