



# FISH TRICKS

Identifying fish patterns



## GRADES 3-4

### KEY WORD

- camouflage

### STANDARD

- SCI.4.3.1

### OBJECTIVE

- Students will be able to understand that fish vary in design and pattern.

### BACKGROUND INFORMATION

- Fish have spots, stripes, and other patterns to confuse other fish and provide camouflage.

### PROCEDURE

- Have students use the provided worksheet, when at the zoo, in order to identify a fish with the three types of patterns listed below.

### RECOMMENDED ASSESSMENT

- Have students compare the different fish they found.
- Check student's work for completion and accuracy.



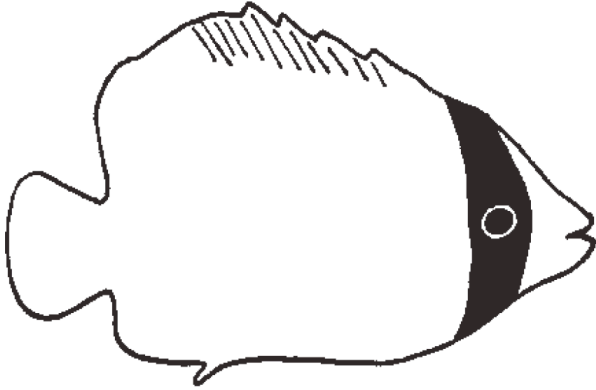


# FISH TRICKS



See how many fish you can find in the Great Barrier Reef aquarium with these markings. Write their names on the lines.

Name \_\_\_\_\_



## EYE BAR


The dark stripe helps hide the eye, so a predator may not know which end of the fish contains the head.

List the fish with eye bars seen in the tank.

---

---

---



## STRIPES


Stripes break up the outline of the fish's body, making it hard for a predator to see the fish.

List the fish with stripes seen in the tank.

---

---

---



## EYE SPOT

Eye spots may trick predators into mistaking the fish's tail for its head.

List the fish with eye spots seen in the tank.

---

---

---

